




Firestone

SPECIALTY PRODUCTS

PondGard Installation Detail 13- Removing an Air Bubble from a Tape Seam

	<p><u>Step 1-</u> Attempt to hand roll the bubble to the edge of the 6" QuickSeam Cover Strip.</p>
	<p><u>Step 2-</u> If unable to roll the bubble out, lance it.</p>
	<p><u>Step 3-</u> Using standard seaming procedures; cover the lanced hole with a patch of QuickSeam Cover Strip.</p> <p>Notes:</p> <ol style="list-style-type: none">1. You must extend patch a minimum of 3" beyond any cuts.2. Caulk if necessary.

This Detail featured these Firestone Specialty Products:

Item

- PondGard EPDM Rubber Membrane
- QuickPrime Plus Primer
- QuickScrubber
- Hand roller
- 6" QuickSeam Cover Strip tape

Part Number(s)

Varies by Size
W563587041 or W563587044
W563582045
W563582023
W56RAC1693 or W56RAC1616